




District Health Assessment for Multiple District 103 through December 2024

		Clubs							Membership							Member Strength		Cancellation		Reports			Finance		Leadership		
District Name	Status/ Number of Months in Status *	Active Clubs	Clubs in Status Quo	Total Clubs	% Status Quo Clubs in Financial Suspension	New Clubs	Cancelled Clubs	YTD Net Club Gain/Loss	Current Members In Active Clubs	Current Members In Status Quo Clubs	Current Total Members Count	YTD Add	YTD Drop	YTD NetGrowth (includes Active and Status Quo)	YTD NetGrowth% (includes Active and Status Quo)	Member Count 12 Months Ago	Average Member Count Per Club	% of Clubs with less than 20 members	Average Cancelled Club Age	Members Lost Due to Cancelled Clubs	% of Clubs Reporting Service	% No MMR in 3 Months	% No Officer Report in 12 months	% of Clubs with balance 90+ days	Number of Zone Chairs Recorded	Number of Region Chairs Recorded	District Officers Vacancies **
103 N		103	0	103	0%	1	0	1	2030	0	2030	108	89	19	0.94%	1,968	20	50%	0	0	17%	1%	0%	19%	16	0	
103NIE		72	0	72	0%	0	0	0	1453	0	1453	47	61	-14	-0.95%	1,463	20	50%	0	0	25%	0%	0%	17%	11	0	
103 E		117	0	117	0%	0	0	0	2266	0	2266	74	104	-30	-1.31%	2,233	19	57%	0	0	32%	2%	0%	11%	18	0	
103 C		71	0	71	0%	0	1	-1	1360	0	1360	51	47	4	0.29%	1,365	19	58%	46	0	28%	6%	1%	13%	11	0	
103CC	T(12)	66	0	66	0%	0	1	-1	1232	0	1232	54	78	-24	-1.91%	1,197	19	67%	62	0	32%	0%	3%	2%	12	0	
103CE		61	0	61	0%	0	1	-1	1274	0	1274	38	65	-27	-2.08%	1,323	21	48%	68	0	31%	8%	0%	10%	9	3	
103CS		86	0	86	0%	0	1	-1	2013	0	2013	84	98	-14	-0.69%	2,012	23	41%	6	0	30%	7%	0%	0%	17	0	
103CW		76	0	76	0%	1	0	1	1475	0	1475	91	76	15	1.03%	1,452	19	59%	0	0	47%	1%	1%	21%	12	0	
103SE	T(1)	62	0	62	0%	0	6	-6	1241	0	1241	52	64	-12	-0.96%	1,318	20	58%	15	0	29%	0%	0%	0%	12	0	
103 S		110	0	110	0%	0	1	-1	2111	0	2111	113	94	19	0.91%	2,059	19	55%	7	0	31%	3%	0%	0%	14	0	
103SW		83	0	83	0%	0	1	-1	1506	0	1506	49	91	-42	-2.71%	1,546	18	65%	10	0	34%	4%	1%	2%	13	0	
103 W		76	0	76	0%	0	1	-1	1519	0	1519	49	79	-30	-1.94%	1,505	20	51%	24	0	18%	5%	1%	24%	11	0	
103IE	T(24)	50	0	50	0%	0	2	-2	852	0	852	54	57	-3	-0.35%	849	17	62%	30	1	34%	4%	6%	4%	0	0	
103IP	T(24)	39	0	39	0%	0	1	-1	539	0	539	12	42	-30	-5.27%	621	14	77%	1	0	15%	13%	5%	5%	4	0	
103IW		80	0	80	0%	1	1	0	1299	0	1299	55	92	-37	-2.77%	1,321	16	69%	69	0	23%	0%	0%	0%	10	0	
		1152	0	1152	0%	3	17	-14	22170	0	22170	931	1137	-206	-0.92%	22,232	19	57%	26	1	29%	3%	1%	9%	170	3	




District Health Assessment for Multiple District 103 through December 2024

		Clubs							Membership							Member Strength		Cancellation		Reports			Finance	Leadership			
District Name	Status/ Number of Months in Status *	Active Clubs	Clubs in Status Quo	Total Clubs	% Status Quo Clubs in Financial Suspension	New Clubs	Cancelled Clubs	YTD Net Club Gain/Loss	Current Members In Active Clubs	Current Members In Status Quo Clubs	Current Total Members Count	YTD Add	YTD Drop	YTD NetGrowth (includes Active and Status Quo)	YTD NetGrowth% (includes Active and Status Quo)	Member Count 12 Months Ago	Average Member Count Per Club	% of Clubs with less than 20 members	Average Cancelled Club Age	Members Lost Due to Cancelled Clubs	% of Clubs Reporting Service	% No MMR in 3 Months	% No Officer Report in 12 months	% of Clubs with balance 90+ days	Number of Zone Chairs Recorded	Number of Region Chairs Recorded	District Officers Vacancies **
112 A		55	0	55	0%	0	0	0	1966	0	1966	42	55	-13	-0.66%	1,963	36	5%	0	0	15%	0%	0%	2%	0	0	
112 B		63	0	63	0%	0	1	-1	1821	0	1821	49	69	-20	-1.09%	1,841	29	25%	38	12	16%	0%	0%	0%	9	3	GST
112 C	T(24)	49	0	49	0%	0	3	-3	829	0	829	30	60	-30	-3.49%	893	17	67%	30	16	8%	0%	0%	0%	0	0	
112 D		91	1	92	100%	0	2	-2	2133	11	2144	50	82	-32	-1.47%	2,194	23	41%	50	11	9%	0%	0%	1%	0	0	
		258	1	259	100%	0	6	-6	6749	11	6760	171	266	-95	-1.39%	6,891	26	35%	38	39	12%	0%	0%	1%	9	3	



District Health Assessment for District 113 through December 2024

		Clubs							Membership							Member Strength		Cancellation		Reports			Finance	Leadership			
District Name	Status/ Number of Months in Status *	Active Clubs	Clubs in Status Quo	Total Clubs	% Status Quo in Financial Suspension	New Clubs	Cancelled Clubs	YTD Net Club Gain/ Loss	Current Members In Active Clubs	Current Members In Status Quo Clubs	Current Total Members Count	YTD Add	YTD Drop	YTD NetGrowth (includes Active and Status Quo)	YTD NetGrowth% (includes Active and Status Quo)	Member Count 12 Months Ago	Average Member Count Per Club	% of Clubs with less than 20 members	Average Cancelled Club Age	Members Lost Due to Cancelled Clubs	% of Clubs Reporting Service	% No MMR in 3 Months	% No Officer Report in 12 months	% of Clubs with balance 90+ days	Number of Zone Chairs Recorded	Number of Region Chairs Recorded	District Officers Vacancies **
113	P	23	0	23	0%	0	2	-2	866	0	866	25	47	-22	-2.48%	849	38	4%	15	24	91%	9%	0%	0%	8	0	
		23	0	23	0%	0	2	-2	866	0	866	25	47	-22	-2.48%	849	38	4%	15	24	91%	9%	0%	0%	8	0	




District Health Assessment for Ident 5795 - PRINCIPAT D'ANDORRA - UND through December 2024

Status/ District Name of Months in Status *		Clubs							Membership							Member Strength		Cancellation		Reports			Finance		Leadership		
		Active Clubs	Clubs in Status Quo	Total Clubs	% Status Quo in Financial Suspension	New Clubs	Cancelled Clubs	YTD Net Club Gain/ Loss	Current Members In Active Clubs	Current Members In Status Quo Clubs	Current Total Members Count	YTD Add	YTD Drop	YTD NetGrowth (includes Active and Status Quo)	YTD NetGrowth% (includes Active and Status Quo)	Member Count 12 Months Ago	Average Member Count Per Club	% of Clubs with less than 20 members	Average Cancelled Club Age	Members Lost Due to Cancelled Clubs	% of Clubs Reporting Service	% No MMR in 3 Months	% No Officer Report in 12 months	% of Clubs with balance 90+ days	Number of Zone Chairs Recorded	Number of Region Chairs Recorded	District Officers Vacancies **
Ident 5795 - PRINCIPAT D'ANDORRA		1	0	1	0%	0	0	0	31	0	31	0	0	0	0.00%	29	31	0%	0	0	0%	100%	0%	0%	0	0	
		1	0	1	0%	0	0	0	31	0	31	0	0	0	0.00%	29	31	0%	0	0	0%	100%	0%	0%	0	0	



District Health Assessment for Ident 5867 - PRIN OF MONACO - UND through December 2024

	Clubs							Membership							Member Strength		Cancellation		Reports			Finance	Leadership				
	Status/ District Number Name of Months in Status *	Active Clubs	Clubs in Status Quo	Total Clubs	% Status Quo Clubs in Financial Suspension	New Clubs	Cancelled Clubs	YTD Net Club Gain/ Loss	Current Members In Active Clubs	Current Members In Status Quo Clubs	Current Total Members Count	YTD Add	YTD Drop	YTD NetGrowth (includes Active and Status Quo)	YTD NetGrowth% (includes Active and Status Quo)	Member Count 12 Months Ago	Average Member Count Per Club	% of Clubs with less than 20 members	Average Cancelled Club Age	Members Lost Due to Cancelled Clubs	% of Clubs Reporting Service	% No MMR in 3 Months	% No Officer Report in 12 months	% of Clubs with balance 90+ days	Number of Zone Chairs Recorded	Number of Region Chairs Recorded	District Officers Vacancies **
Ident 5867 - PRIN OF MONACO		1	0	1	0%	0	0	0	30	0	30	6	11	-5	-14.29%	35	30	0%	0	0	0%	0%	0%	0%	0	0	
		1	0	1	0%	0	0	0	30	0	30	6	11	-5	-14.29%	35	30	0%	0	0	0%	0%	0%	0%	0	0	

\* - District Status: P - Provisional, T - Transitional.  
\*\* - District Officers Vacancies: DG - District Governor, 1st VDG - First Vice District Governor, 2nd VDG - Second Vice District Governor.